



Interim report Q2 2016

July 14, 2016

NETENT
BETTER GAMING™

Agenda




Q2 highlights
Financial update
Product update
Outlook
Q&A

Report Highlights

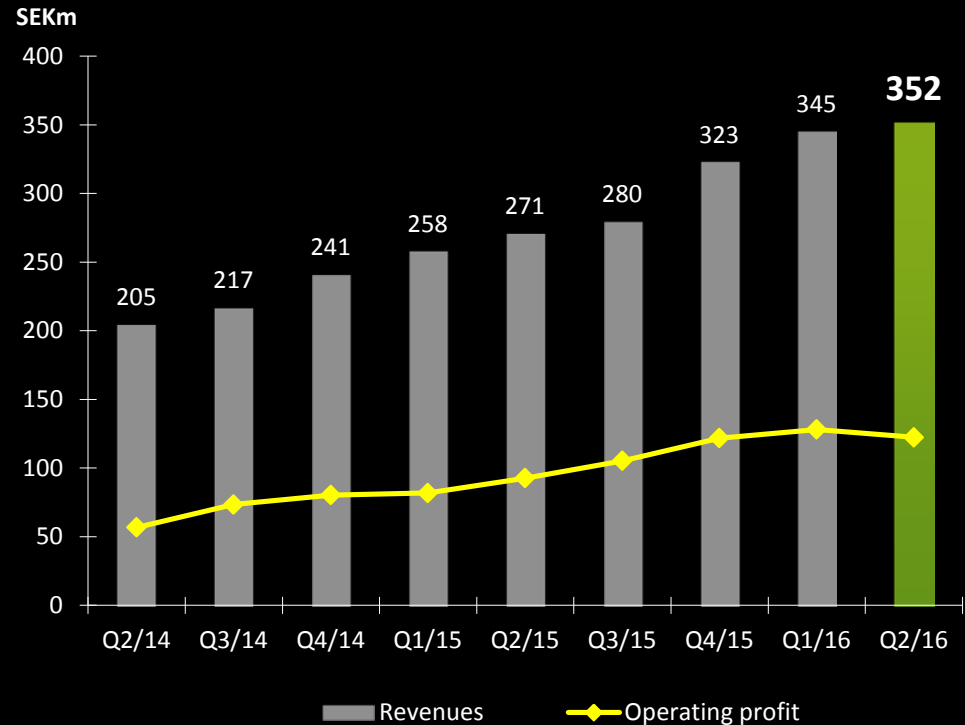
Q2 2016

- 12 new license agreements were signed, including Rank Group in the UK
- 6 new customers' casinos were launched, including Tropicana in New Jersey, USA
- Gaming license obtained in Romania
- Success for NetEnt at the eGR B2B Awards
- Share split 6:1 and 320 SEKm distributed to shareholders through redemption program



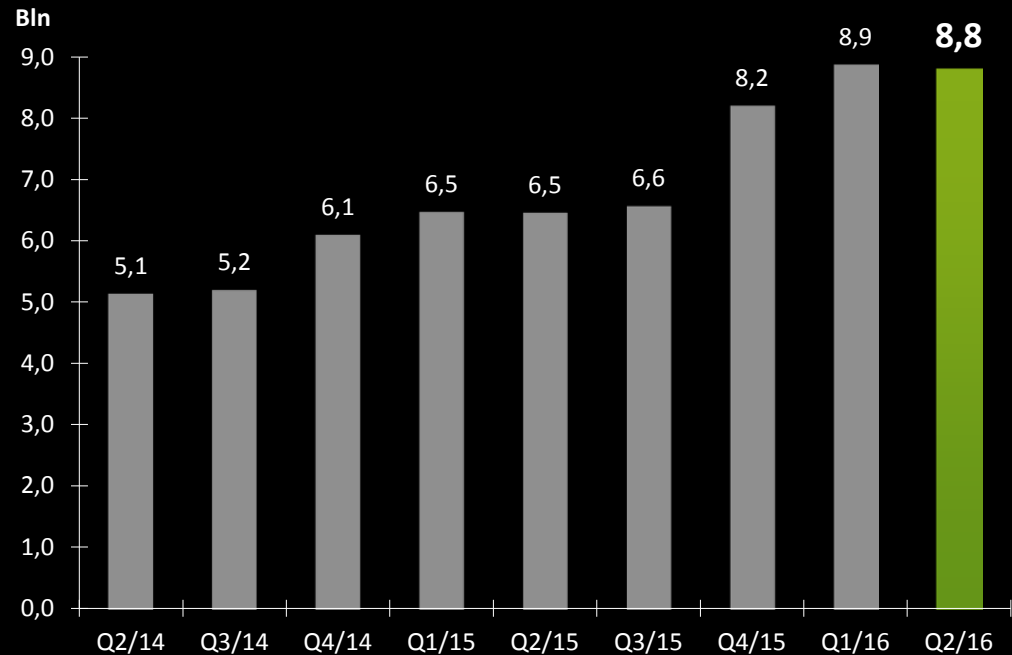
Revenues & Operating Profit by Quarter

- Revenues +29.8% y-o-y to 352 SEKm
- Revenues +30.2% y-o-y in EUR
- EBIT +32.1% y-o-y to 122 SEKm
- EBIT margin of 34.8% (34.2%)



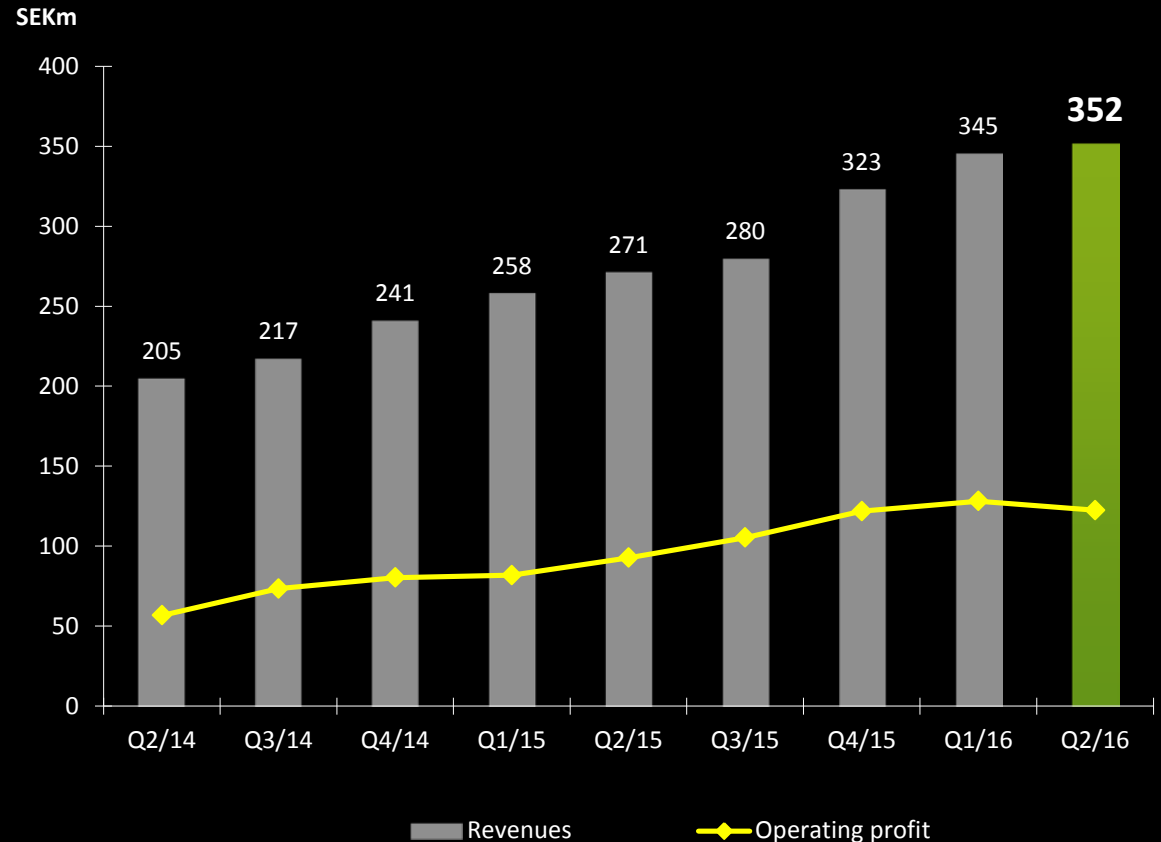
Game Transactions by Quarter

- 8.8 Bln transactions
- +36.2% y-o-y



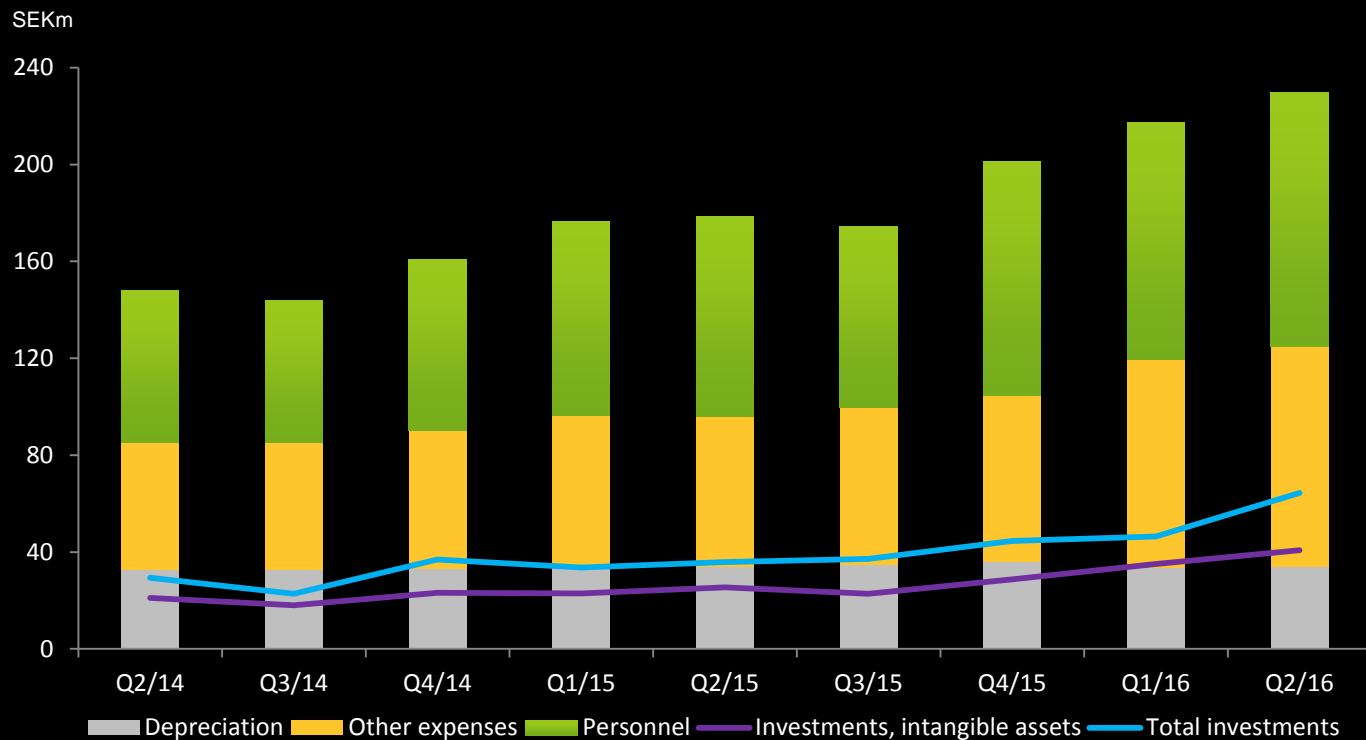
Revenues & Operating Profit Rolling L12M

- Revenues of 1,300 SEKm
- EBIT of 478 SEKm
- EBIT margin of 36.7%



Costs & Investments by Quarter

- Total costs +5.7% q-o-q
- Personnel costs +7.2%
- Other costs +6.0%
- Investments +38.8%



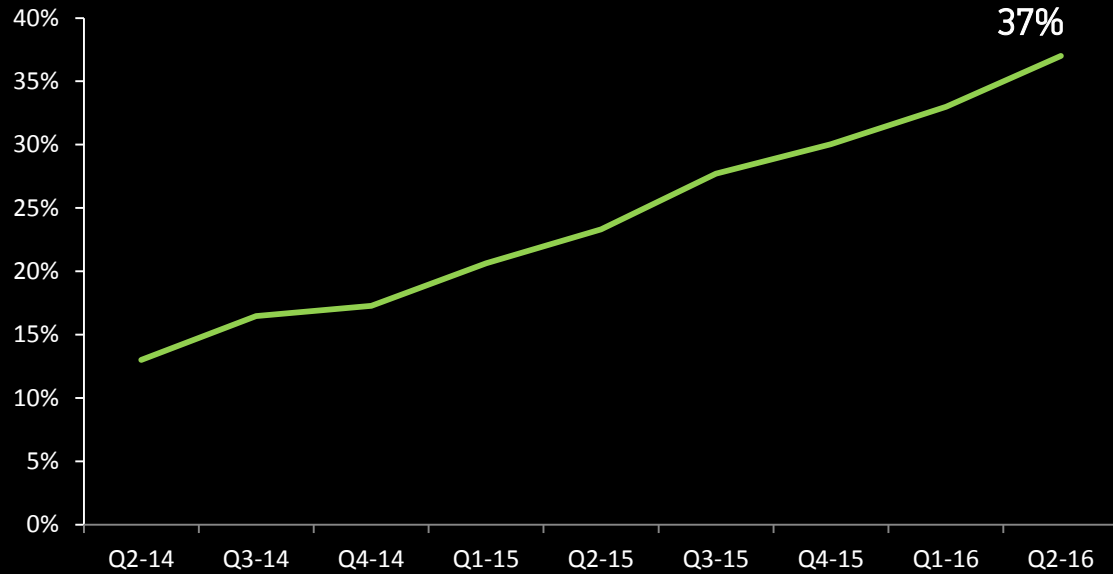
Free Cash Flow Last 12 Months

- L12M free cash flow of 355 SEKm
- Net cash of 275 SEKm at 30/06/2016

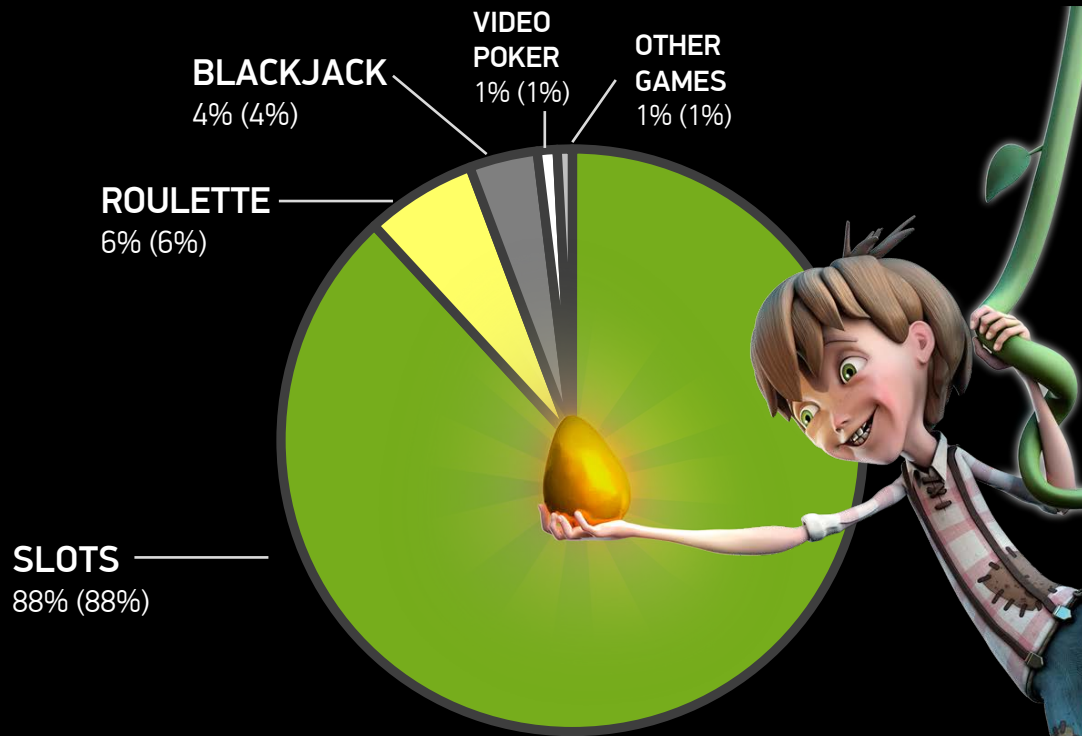


Mobile Growth

Mobile share of NetEnt gamewin



Gamewin Breakdown by Product



*Note: Gamewin split as per Q2, 2016.
Previous quarter in paranthesis.*

Game Releases

Synced releases on
desktop and mobile

Available on iOS,
Android and
Windows Phone



Future Outlook

- 31 new customers yet to launch as per end of Q2
- Good conditions for continued strong growth and profitability
- Growth drivers
 - ✓ UK, mobile, Live Casino, North America
 - ✓ Long term: Asia, Retail, Latin America





Q&A

Legal disclaimer

Certain statements in this presentation are forward looking and the actual outcomes may be materially different. In addition to the factors discussed, other factors could have an impact on actual outcomes. Such factors include developments for customers, competitors, the impact of economic and market conditions, national and international legislation and regulations, fiscal regulations, the effectiveness of copyright for computer systems, technological developments, fluctuations in exchange rates and interest rates, and political risks.